

STORMWATER WORKSHOPS – MARCH 2008

EVALUATIONS

Out of approximately 284 delegates who registered for the workshops the following chart shows the sectors they represent.

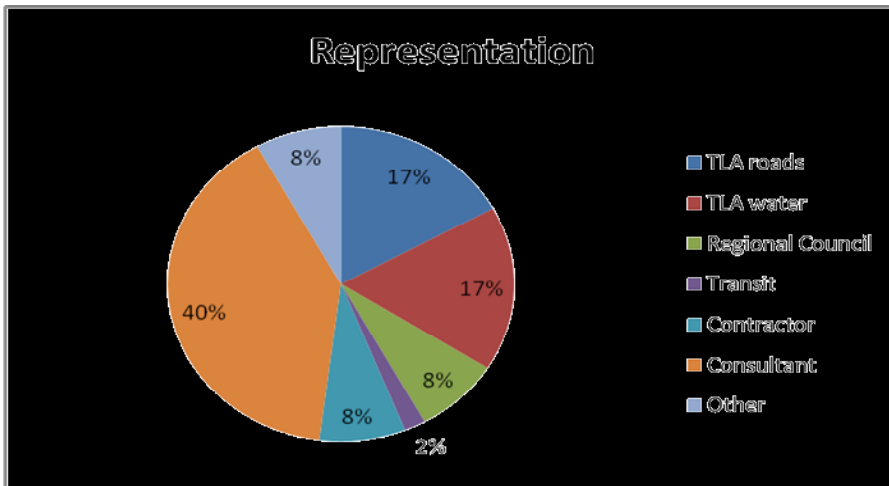
Local authorities	141
Transit	5
Consultants	105
Contractors	28
	5
TOTAL	284

234 completed the evaluation form and the following table illustrates the sector they represent.

		Wlgn	Gore	Ch/Ch	P/Nth	AkInd	Rot	TOTAL	%
TLA	roads	0	14	6	11	1	9	41	17
	water	1	4	4	2	15	13	39	17
Regional Council		2	3	5	0	3	5	18	8
Transit		0	0	1	1	2	1	5	2
Contractor		1	8	2	4	2	3	20	8
Consultant		13	14	16	5	31	16	95	40
Other		4	1	2	2	5	6	20	8
TOTAL		21	44	36	25	59	53	238	100

The “Others” category included local authority planners, staff dealing with subdivision and consents, Fish and Game NZ, Ministry of Transport, suppliers, and people who had not ticked any category.

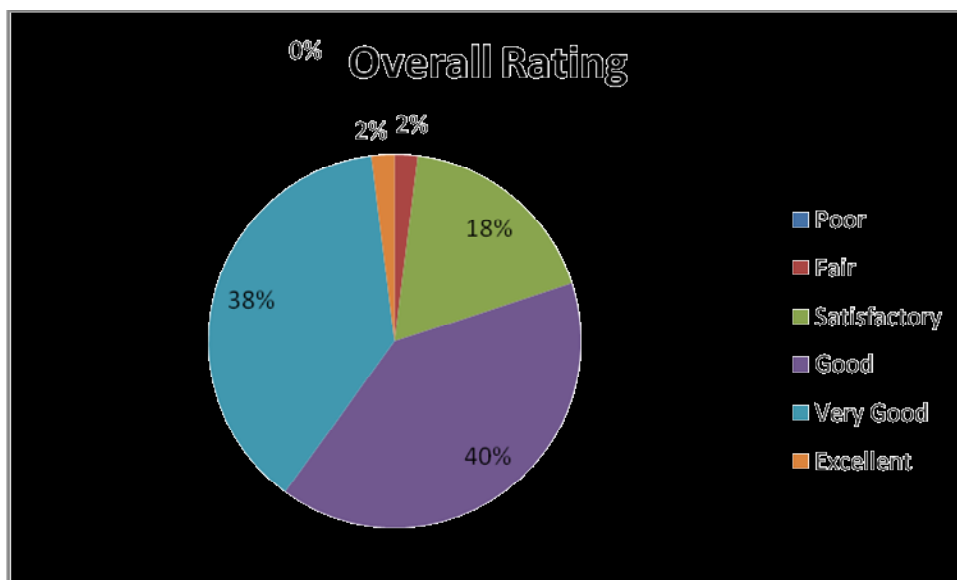
As some submitters did not rate all categories, the figures will not add to 100% overall.



Of the 234 evaluations returned 97 provided comments. The following tables and charts illustrate the rankings given. The comments are either noted or summarised. Specific comments personal to any speaker have been excluded.

Rating the whole seminar

	Number of evaluations marked							%
	Wlghtn	Gore	Ch/Ch	P/Nth	Aklnd	Rot	TOTAL	
Poor	0	0	0	0	0	0	0	0
Fair	0	2	1	0	2	0	5	2
Satisfactory	0	9	7	1	18	7	42	18
Good	9	23	18	11	19	16	95	40
Very Good	13	9	10	13	19	27	91	38
Excellent	0	1	0	0	1	3	5	2
TOTAL	22	44	36	25	59	53	238	100



Comments – whole seminar

A Positive

- Good level of locally relevant information
- Good mixed audience
- Good range of presenters
- Excellent facilitation
- Generally useful reinforcement of knowledge
- Good to come up to date with progress
- Good to see the philosophies going forward
- Good overview
- As a graduate – extremely informative
- Discussion and learning from examples good
- Keep up the mobiles off thing
- Very nice progress from earlier workshop/ more practical than last year
- Well delivered, presentations weren't too long, very informative
- Good networking
- Good Q and A sessions
- Combination of topics was good to show how things can and do interlink

B Negative

- Probably too much on the agenda – the whole thing felt a bit rushed
- Should include more information from the case studies on the plus/minus
- Patchy: not all bad but some presentations did not deliver much value
- No need to justify stormwater problem

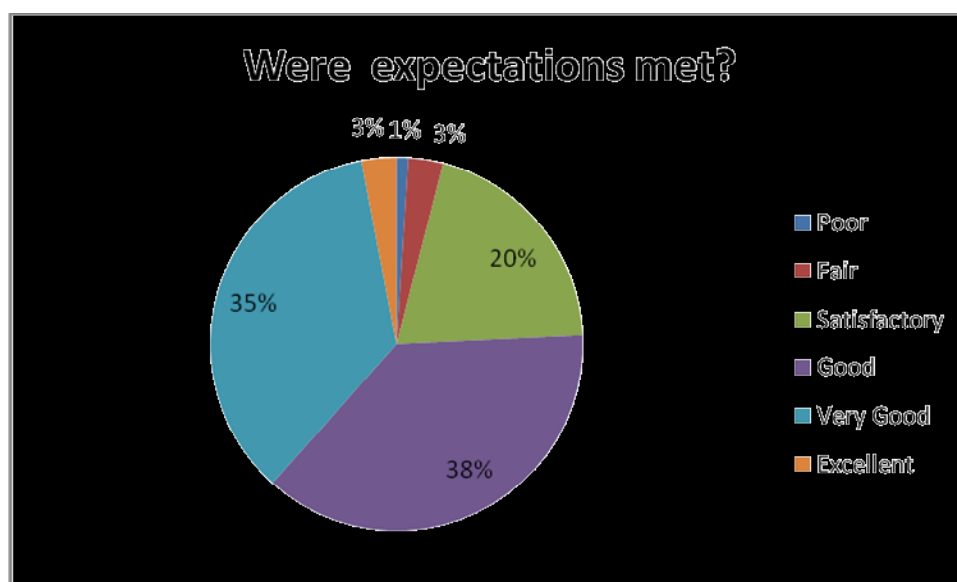
- Too much of an overview
- No input from (local) regional council, should be as they impose consent conditions
- More information relevant to local region
- Hard with presenters doing other people's presentations
- Perhaps too much Auckland versus you are on your own in.....solutions

Suggestions

- Would be good to see more planners/ land surveyor firms/ regional councils here
- Need to promote cycleways in reducing stormwater runoff
- Need focus on prevention not just management
- Would be good to have roading engineers give feedback from their projects and the SW element

How well were expectations met?

	Number of evaluations marked						TOTAL	%
	Wlgn	Gore	Ch/Ch	P/Nth	AkInd	Rot		
Poor	0	1	1	0	0	0	2	1
Fair	0	3	1	0	4	0	8	3
Satisfactory	2	9	12	1	16	7	47	20
Good	8	20	12	11	21	15	87	37
Very Good	10	9	9	12	16	26	82	35
Excellent	1	2	0	1	1	3	8	3
TOTAL	21	44	35	25	58	51	234	100



Comments on meeting expectations

A Positive

- Good refresher
- Very relevant content
- Broad spectrum of topics
- Good overview of proprietary devices
- Great range of speakers

B Negative

- Covered too much known ground – more case studies would have been better / nothing new
- Dealt with issues on a conceptual basis only, with no real practical technical guidance/ detail
- Was expecting more thorough solutions to case histories ie clear solution-oriented information for design requirements
- Need more time for discussions/ questions
- Expected more information about compliance / some indicators
- Expected to hear of new ideas, successes and failures through case studies and more examples
- Not every-one at the Auckland session was from Auckland and TP10 session should have been included

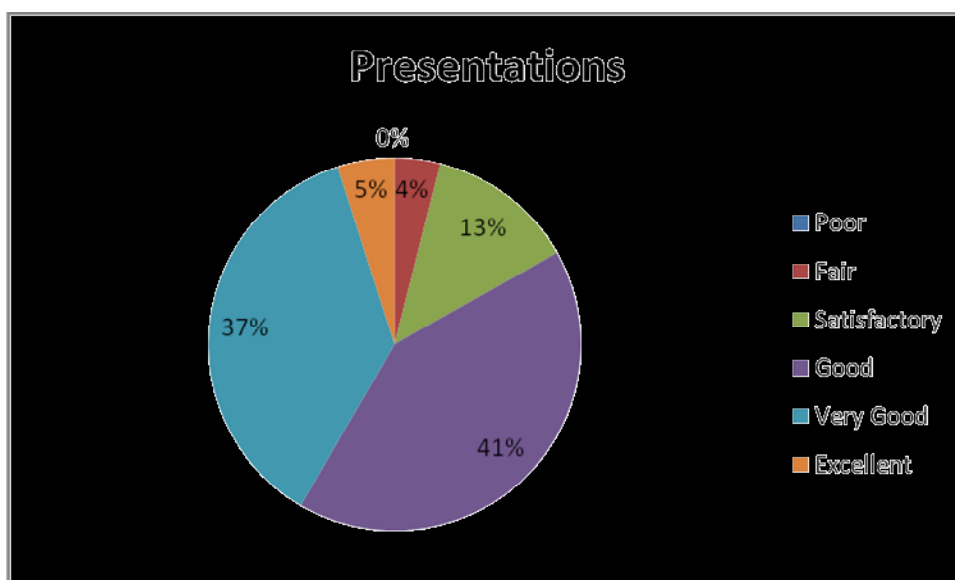
- Mainly associated with traffic level intensities that we in the far north do not get
- Most were good – level of detail could be improved / in relation to RMA, design etc
- I thought performance and costing detail would be provided / effectiveness of treatment systems
- Needs some hard science now instead of working on the fringes eg what is urban/rural first flush?
- From a designer/ SW engineer point of view, not a lot of new ideas, but this was pitched for roading engineers and regional councils

C Suggestions

- More information about upgrades, wrong decisions, changes of solutions etc
- Good broad range of presentations. Especially good to see presentations on peripheral issues such as climate changes along with technical presentations. Only presentation missing was something from local regional council on regional plan requirements, changes, and what direction the regional council will take with stormwater compliance in the future; and examples of good and bad practice.
- Examples of how to use TP10 in ChCh would have been useful – calculating rainfall / runoff
- Climate changes could have been geared to a higher level audience – most of us probably have that background already
- Response to questions need to be offered by local government looking at the way forward
- More discussion/examples on retrofit would be good

Presentations Overall

	Number of evaluations marked							%
	Wlghtn	Gore	Ch/Ch	P/Nth	Aklnd	Rot	TOTAL	
Poor	0	1	0	0	0	0	1	0
Fair	0	2	2	0	4	1	9	4
Satisfactory	0	8	5	0	13	3	29	13
Good	9	20	18	6	28	18	99	42
Very Good	12	11	10	17	11	25	86	37
Excellent	1	2	1	2	1	4	11	5
TOTAL	22	44	36	25	57	51	235	100



Comments on presentations

A Positive

- Very good presentations from URS and Robyn Simcock because they gave examples of applications and the implementation issues / solutions to problems / relevant to my work
- Climate change very interesting/ excellent
- Good practical advice and answers
- Well prepared and informative
- Professional and enthusiastic presenters, and good information/notes
- Facts delivered concisely without unnecessary information
- TP10 application to rest of NZ good session

- Mike Hannah's presentation very good, leading to the comments back from Chris and Mike. Useful to have these guys' point of view. This was one of my aims for attending so well met.
- Presentations flowed well. Good experiences and examples to draw from
- Complemented each other, but some repetition
- Well organised, good speakers

B Negative

- Given the mythbusters session, the other presenters could have omitted this topic from their sessions
- Many speakers spoke far too quickly making it hard to follow what was said
- Morning sessions a bit light
- Beca session seemed to jump about a bit
- More information on how the treatment systems functioned for Mangere Bridge/ Grafton Gully would have been good
- Some case studies could have been more detailed –
- Large projects session – more info on installation as opposed to statistics
- Light on specifics
- Booklet slides should represent speaker's presentation
- More provocative interaction by speakers
- Presenters just read the slides - not much interaction with the audience
- Climate change should maybe have been earlier in the day to heighten attention, and given more time e.g. a half day
- Questions between the three presentations before lunch would have enabled a greater variety of questions to be asked
- Could not hear Mike Timperley from back of room
- I was expecting more comparison of treatment devices, cost, installation, and long term maintenance
- People presenting other people's papers (gave poor rating)/ alternate presenter needs to have knowledge and practice
- More specific data on performance of proprietary devices would have been useful
- TP10 session was too short
- Some details were not accurate (*but did not specify which*)
- A little bit rushed which was unfortunate as there were some interesting points that could have been expanded on

Other Comments

A Positive

- Good to see suppliers of proprietary treatment units presenting together. Length of presentation was good – not too long and not excessively detailed. Practitioners need to be aware of the existence of technology but this seminar is not the correct place for supplier advertising presentation. Well done for getting the right balance!

B Negative

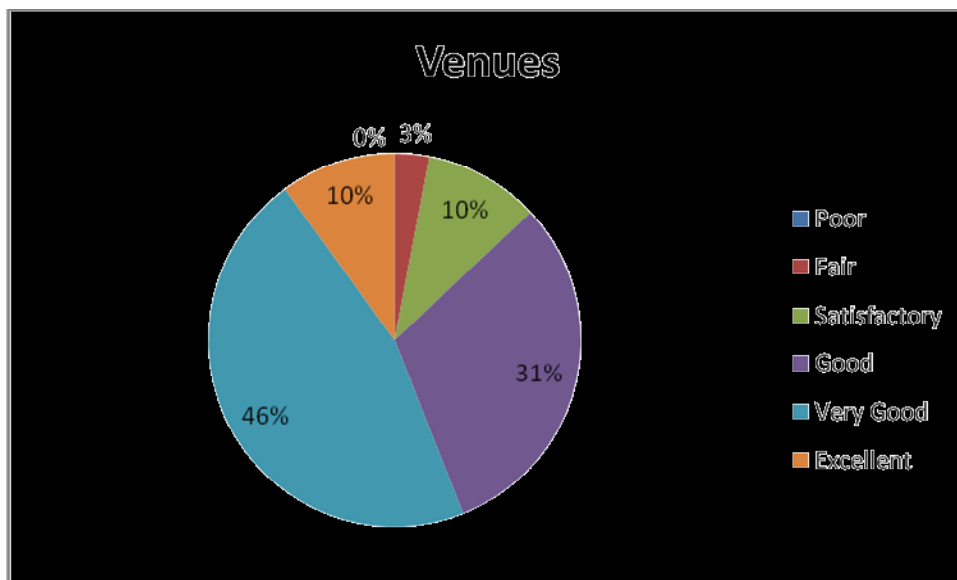
- Suppliers could have explained more about what were the limitations of devices, where these devices are actually used, monitoring results and costs etc. Dynamic speakers but a little superficial
- Lots of overseas photos – relevant to NZ?

C Suggestions

- Would like to better understand how all the players fit together – regional councils, city councils, environmental engineers, contractors etc
- Shorter, sharper presentations best
- Ensure that all slides are readable from the back of the room especially graphs and charts
- Yellow on blue background provides greater legibility in power point presentations
- Would be great if there was a glossary of all the frequently used abbreviations added to the booklet
- Larger diagrams and photos please
- All speakers need to be familiar with their presentations
- Next time suppliers could include real life case studies
- Keep communication clear, easy to hear and minimise wisecracks

Venues Facilities & Catering

	Number of evaluations marked							Total Returns	%
	Wlghtn	Gore	Ch/Ch	P/Nth	Aklnd	Rot			
Poor	0	0	0	0	0	0	0	0	
Fair	0	0	0	0	6	0	6	3	
Satisfactory	3	13	0	0	8	0	24	10	
Good	7	17	11	4	22	12	73	31	
Very Good	11	10	22	15	20	28	106	46	
Excellent	1	1	3	6	2	11	24	10	
TOTAL	22	41	36	25	58	51	233	100	



Comments on venues/catering

Wellington

Positive

- Free parking
- Food suitable

Negative

- Bit chilly
- No healthy options at morning/afternoon teas
- Where's dessert?
- Sitting with back to screen no good

Gore

Negative

- How about some brown bread and less deep fried food / salad with nibbles
- too hot after lunch, it makes me want to sleep
- Fruit juice ran out at lunchtime, and not available at afternoon tea
- No fruit at afternoon tea
- Stuffy
- Bigger lunch plates please
- Food just OK

Christchurch

Negative

- Air conditioning was freezing

PNorth

Positive

- Great selection of vegetarian food
- Venue very comfortable

Negative

- Difficult to see bottom of the slides if not in the front row

Auckland**Positive**

- Great food
- Great location and facilities

Negative

- Problems with acoustics/ PA system/ echo-ey/ hard to hear
- I had to pay for car parking
- Venue seemed a bit disorganised
- More healthy food required / fresh fruit with morning tea
- Light leakage from windows made some slides hard to see
- Long way from back of room to the presenter
- Warm in the afternoon
- Seats were a lil uncomfy
- Need longer for lunch if at the back of the queue
- Coffee area got too crowded

Comments Rotorua**Positive**

- Food good but coffee very average
- Food was enjoyable

Negative

- More coffee

General Suggestions

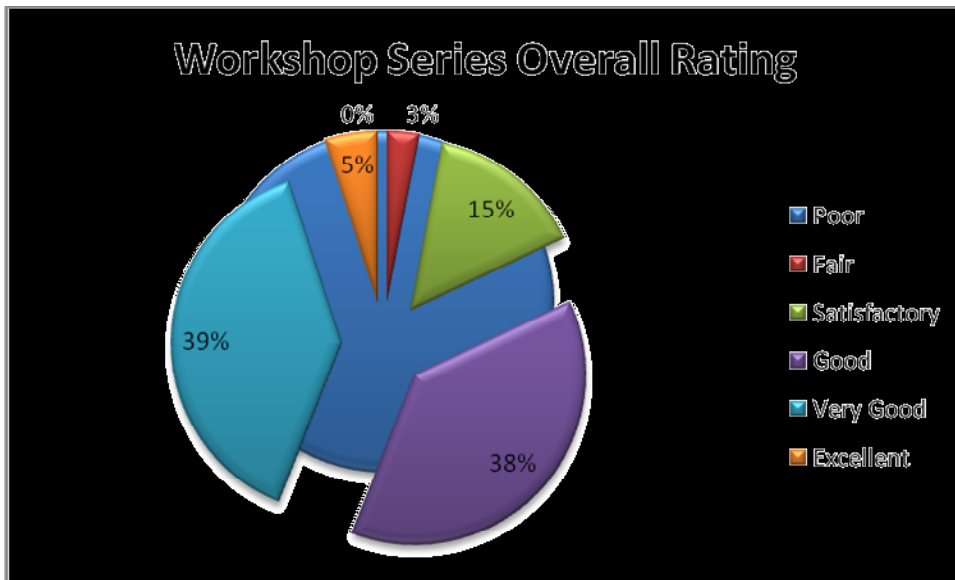
- Minimise heavy food like scone as this reduces attention and retention of information. More fruit and nuts, as these foods assist learning and energy

Workshop Series Overall Ratings

	Workshop Overall	Expectations Overall	Presentations Overall	Venues Overall	Average
Poor	0	2	1	0	1
Fair	5	8	9	6	7
Satisfactory	42	47	29	24	38
Good	95	87	99	73	89
Very Good	91	82	86	106	91
Excellent	5	8	11	24	12
	238	234	235	233	235

Workshop Series Overall % Ratings

	Workshop Overall %	Expectations Overall %	Presentations Overall %	Venues Overall %	Average %
Poor	0	1	0	0	0
Fair	2	3	4	3	3
Satisfactory	18	20	13	10	15
Good	40	37	42	31	38
Very Good	38	35	37	46	39
Excellent	2	3	5	10	5



So, how did this series compare with last year's workshops?

	Workshop overall	Expectations overall	Presentations overall	Venues overall	Average
Poor	1	0	0	0	0
Fair	8	12	3	12	9
Satisfactory	43	53	42	31	42
Good	126	116	128	92	116
Very good	87	79	87	112	91
Excellent	13	13	12	27	16
	278	273	272	274	274

	Workshop overall %	Expectations overall %	Presentations overall %	Venues overall %	Average %
Poor	0	0	0	0	0
Fair	3	4	1	4	3
Satisfactory	15	19	15	11	15
Good	45	42	47	34	42
Very Good	31	29	32	41	33
Excellent	5	5	4	10	6
	100	100	100	100	100

